



Formica Interior Panel Laminates:



q Alabaster* q Designer White* q Dove Grey* q Nebula Grey



q Maple Huntington q Designer White q Dove Grey q Nebula Grey

Steel Wall Panel:



q Ivory* q Grey q Stainless Steel
q White q Black q Vintage Bronze




q Custom Color

Wood Species:



q Alder q Birch q Cherry q Hickory



q Mahogany q Maple q Red Oak q Walnut

Wood Stains**:



q Country Pine q Golden Oak q Traditional Cherry

The colors and finishes shown are reproduced using digital techniques. Actual product may vary.

* Standard Option **Clear Satin Coat is available as a stain



Panel Styles:



q Shaker Panel

q Inset Panel

q Raised Panel

Fixture Finishes:



q Brushed Stainless Steel*

q Vintage Bronze

q Black

Design Configuration:

- 1. Steel Wall Panel - Select paint finish for full wall.
- 2. Steel Wall with laminate - Select laminate finish and steel wall frame color (Laminate framed with steel).
- 3. Wood car panels - Select wood species, wood stain if desired, and cab panel style.
- 4. Select finish for doors and frames - Required for all 3 configurations.
- 4. Fixture finish selection - Required for all 3 configurations.

Approved by: _____

Project: _____



www.symmetryelevators.com

Elevation

Symmetry Limited Use/Limited Application Elevator



Architectural Design Finishes



Your local provider:



(855) DME-LIFT (855-363-5438)
info@dmelift.com
www.dmelift.com
Serving Illinois - Wisconsin - Indiana



www.symmetryelevators.com